

Zangboekje



Klas 3

Doeba doebidoewa (Canon in swing)

Dm Dm/C B \flat 7 A7

Doe - ba doe - bi-doe - wa_ ba-da - ba dab dab dab dab_ doe.

4

— Ja - ba-da da - ba doe - bi doe - bi doe - wa_

7

shoe - bi-da - ba doe - bi-da - ba doe. Ba-da - ba doe - ba

10

doe - ba doe shoe - bi da - ba doe - bi da - ba

1.2 Canon Baby just cares for me

In Swing

2 3 4

Stem 1
Ba-by just, ba-by just, ba-by just cares for, ba-by just, ba-by just, ba-by just cares for,

Stem 2
My babe I sigh for, my pret-ty ba-by I'd die for, 'cause

Stem 3
Ev' - ry bo - dy loves my ba - by.

Stem 4
Ba - by cares for, my ba - by cares for, my

Em Em/D C⁷ B⁷ Em Em/D Cmaj⁷ B⁷

Piano

5 6 7 8

1
ba-by just, ba-by just, ba-by just cares for me ooh, wee.

2
my babe don't love no - bo - dy but me, I'm so hap-pyl

3
Ba - by cares for on - ly me.

4
ba - by cares for, my ba - by cares for on - ly me.

Em Em/D C⁷ B⁷ Em Em/D Cmaj⁷ B⁷

Pno.

GIMME A TICKET CANON

1 Cm F Fm 2

CHOIR 4
GIM-ME A TI- CKET FOR AN AE-RO- PLANE_ AINT GOT TIME TO TAKE THE

4 3

CHOIR 7
FAS-TEST TRAIN_ THE LA-DY AT THE COUN-TER SAID I SHOULD HAVE KNOWN BET - TER ALL

7 4

CHOIR 9
TI - CKETS SOLD OUT_ SHE'S SOR - RY 'BOUT MY LET - TER I'M

9 5

CHOIR
WAI - TING FOR A TI - CKET STAND - BY

Detailed description: The image shows a musical score for a four-part choir canon. The title is 'GIMME A TICKET CANON'. The music is written in 4/4 time with a key signature of two flats (B-flat and E-flat). The score consists of four staves, each labeled 'CHOIR'. The first staff begins with a treble clef and a key signature of two flats. Chord markings 'Cm', 'F', and 'Fm' are placed above the first three measures. A bracket labeled '1' spans the first three measures, and another bracket labeled '2' spans the last two measures. The lyrics are: 'GIM-ME A TI- CKET FOR AN AE-RO- PLANE_ AINT GOT TIME TO TAKE THE'. The second staff starts at measure 4 and has lyrics: 'FAS-TEST TRAIN_ THE LA-DY AT THE COUN-TER SAID I SHOULD HAVE KNOWN BET - TER ALL'. The third staff starts at measure 7 and has lyrics: 'TI - CKETS SOLD OUT_ SHE'S SOR - RY 'BOUT MY LET - TER I'M'. The fourth staff starts at measure 9 and has lyrics: 'WAI - TING FOR A TI - CKET STAND - BY'. Measure numbers 1, 4, 7, and 9 are indicated at the start of each staff. The score ends with a double bar line at the end of the fourth staff.

California Dreaming

The Mamas & The Papas

www.mario-music.ch

M&T: Philips / Gilian

Arr: Mario Thürig / Jan. 03

Sop

B + A

e D C D H sus4

All the leaves are brown, and the sky is grey.

H7 C G H7 e C H sus4

I've been for a walk on a winter's day.

H7 e D C D H sus4

I'd be safe and warm, if I was in L. A.

H7 e D C D H sus4

Ca - li - for - nia dream - ing on such a win - ter's day.

H7 e D C D H sus4 H7 C

2. Str. Stopped in-to a church, I passed a-long the way. Well, I got down on my

California Dreaming 2

G H7 e C H sus4 H7

knees, and I pre-tend_ to pray. You know the prea-cher likes the

Got down on my knees,_____ I pre-tend to pray.

e D C D H sus4 H7

cold,_____ he knows I'm go - - na stay._____ Ca-li-for-nia

Prea - cher likes the cold,_____ knows I'm go - na stay._____

1. e D C D H sus4 H7

dream - ing_____ on such a win - ter's day._____

Ca - li - for - nia dream - ing_____ on such a win - ter's day._____

2. e D C D e D

dream - - ing_____ on such a win - ter's day,

Ca - li - for - nia dream - - ing_____ on such a win - ter's, Ca - li - for - nia dream -

C D e D C D e

on such a win-ter's day. on such a win-ter's day.

- ing_____ on such a win-ter's, Ca-li-for-nia dream - - ing_____ on such a win-ter's day.

Barbara Ann

www.mario-music.ch

M&T: Beach Boys / Fred Fassert
 Arr: Mario Thürig / Jan. 03

F

Sop Bar - bar

Alt
 Ba Ba Ba Ba Bar - bar Ann, Ba Ba Ba Ba Bar - bar Ann,

Bass
 Ba Ba Ba Ba Bar - bar Ann, Ba Ba Ba Ba Bar - bar Ann,

Bb

Ann take my hand, Bar - bar

Alt
 Ba Ba Ba Ba Bar - bar Ann, Ba Ba Ba Ba Bar - bar Ann,

Bass
 Ba Ba Ba Ba Bar - bar Ann, Ba Ba Ba Ba Bar - bar Ann,

F **C**

Ann you got me rock-in' and a-roll-ing, rock-

Alt
 Ba Ba Ba Ba Bar - bar Ann, you got me rock-in' and a-roll-ing, rock-

Bass
 Ba Ba Ba Ba Bar - bar Ann, you got me rock-in' and a-roll-ing, rock-

Bb7 **F**

- in' and a' ree-lin' Bar - bar Ann.

Alt
 - in' and a' ree-lin' Bar - bar Ann, Ba Ba Ba Bar - bar Ann.

Bass
 - in' and a' ree-lin' Bar - bar Ann, Ba Ba Ba Bar - bar Ann.

Barbara Ann - 2

F

1. Went to a dance, look-in' for ro-mance, saw Bar-bar Ann, so I
 2. Tried Peg-gy Sue, tried Bet-ty Lou, tried Ma-ry Lou but I

1. Went to a dance, look-in' for ro-mance, saw Bar-bar Ann, so I
 2. Tried Peg-gy Sue, tried Bet-ty Lou, tried Ma-ry Lou but I

1. Went to a dance, look-in' for ro-mance, saw Bar-bar Ann, so I
 2. Tried Peg-gy Sue, tried Bet-ty Lou, tried Ma-ry Lou but I

F7

Bb

thought I'd take a chance. Oh Bar-bar Ann. take my
 knew it would-nt't do. Oh Bar-bar

thought I'd take a chance. Oh Bar-bar Ann, Ba Ba Ba Ba - bar Ann,
 knew it would-nt't do. Oh Bar-bar

thought I'd take a chance. Oh Bar-bar Ann, Ba Ba Ba Ba - bar Ann,
 knew it would-nt't do. Oh Bar-bar

F

C

hand, you got me rock-in' and a-roll-ing, rock -

Ba Ba Ba Ba Bar - bar Ann, you got me rock-in' and a-roll-ing, rock -

Ba Ba Ba Ba Bar - bar Ann, you got me rock-in' and a-roll-ing, rock -

Bb7

F

- in' and a' ree-lin' Bar-bar Ann.

- in' and a' ree-lin' Bar-bar Ann, Ba Ba Ba Bar - bar Ann.

- in' and a' ree-lin' Bar-bar Ann, Ba Ba Ba Bar - bar Ann.

What if...

www.mario-music.ch

M&T: Kate Winslet

Arr: Mario Thüring / April 02

1. Strophe

Solo

Db Ab f Db Ab/Db

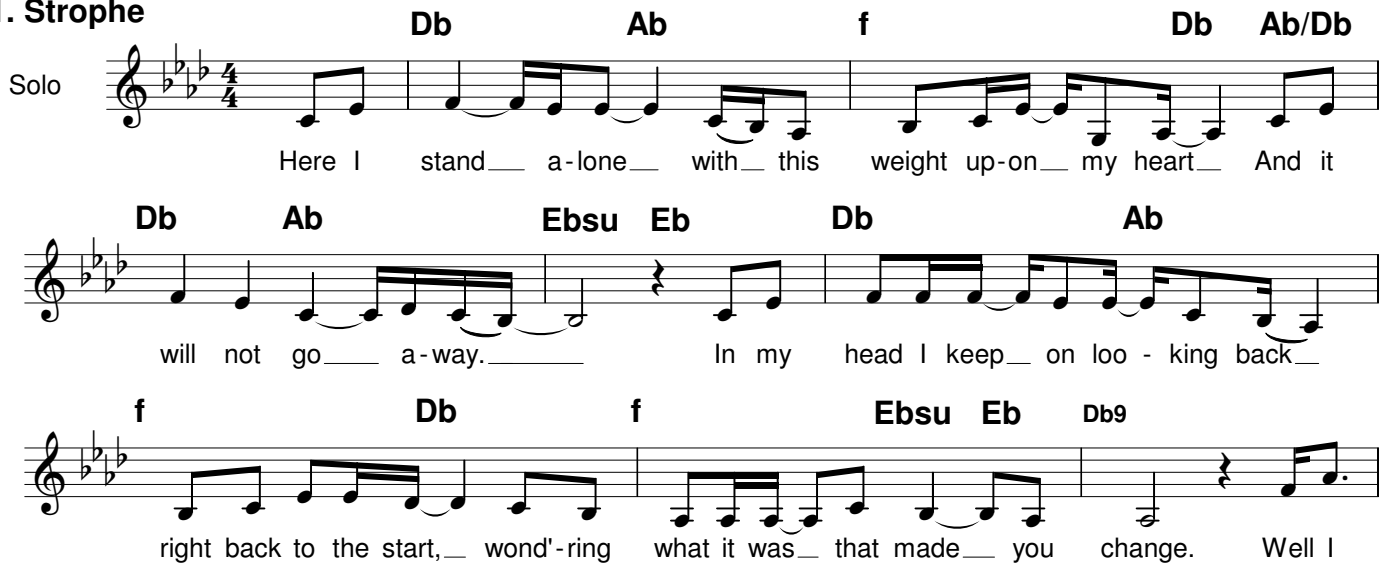
Here I stand a-lone with this weight up-on my heart And it

Db Ab Ebsu Eb Db Ab

will not go a-way. In my head I keep on loo-king back

f Db f Ebsu Eb Db9

right back to the start, wond'-ring what it was that made you change. Well I



Bridge

Solo

bb7 Ab/C Db bb7 Ab/C

tried but I had to draw the line, and still this quest-ion keeps on spinn-ing in my

Sopran

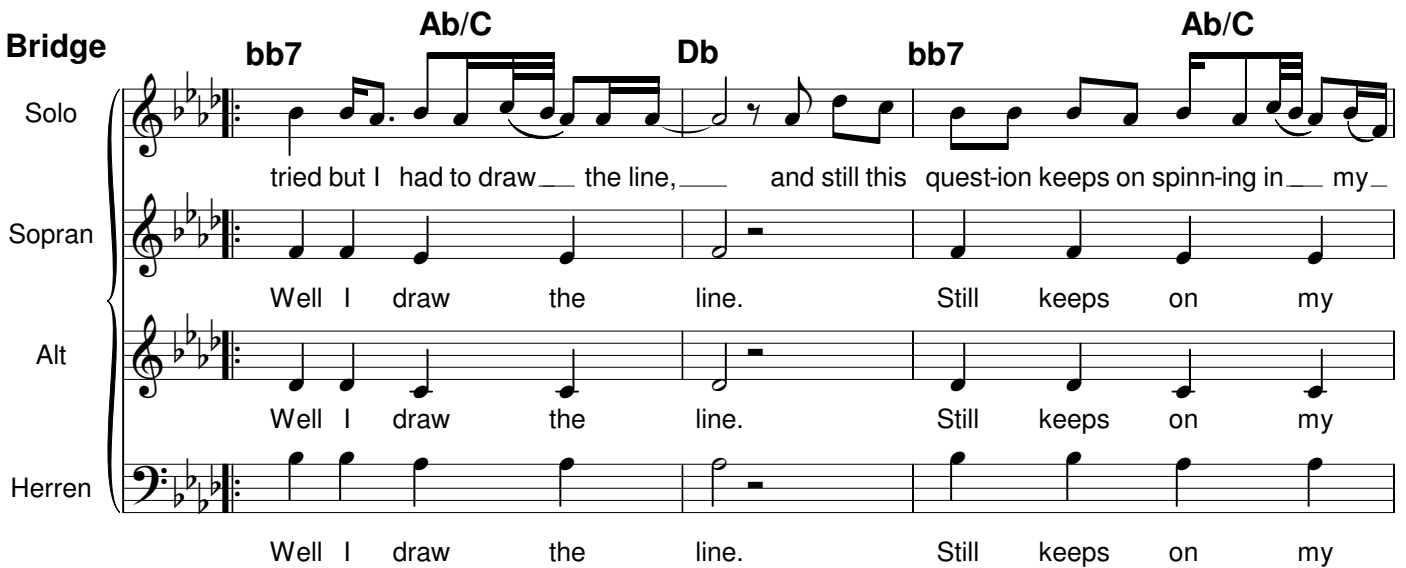
Well I draw the line. Still keeps on my

Alt

Well I draw the line. Still keeps on my

Herren

Well I draw the line. Still keeps on my



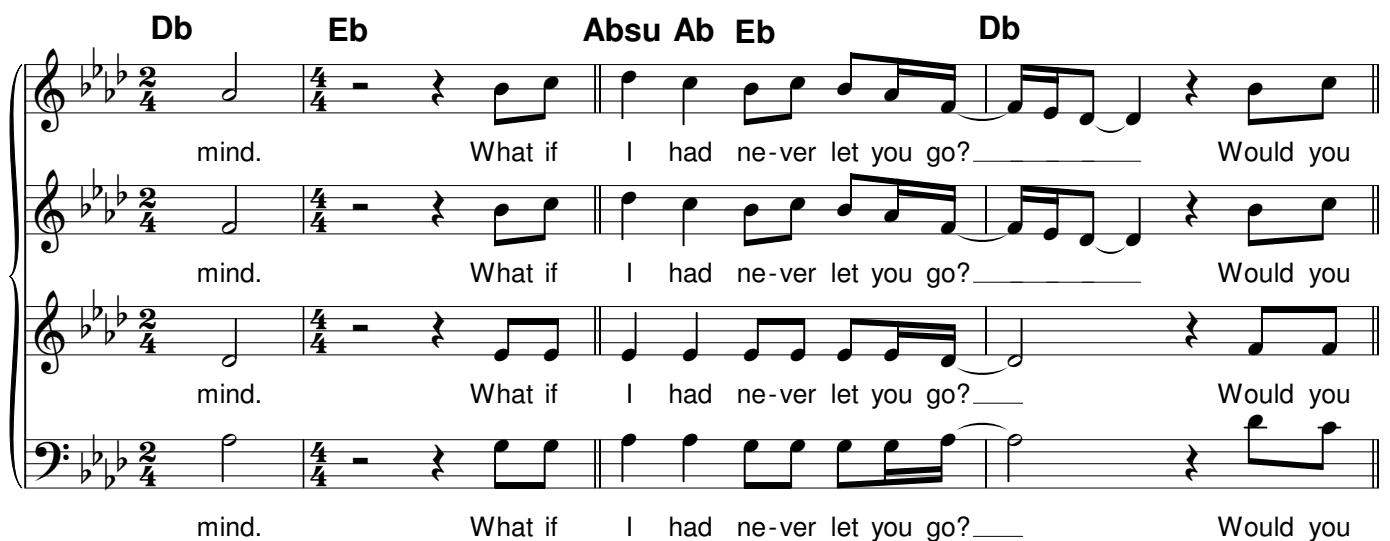
Db Eb Absu Ab Eb Db

mind. What if I had ne-ver let you go? Would you

mind. What if I had ne-ver let you go? Would you

mind. What if I had ne-ver let you go? Would you

mind. What if I had ne-ver let you go? Would you



What if... - 2

Absu Ab Eb Db f Eb/G

be the man I used to know? _____ If I'd stayed, if you'd tried_ if we could on -

be the man I used to know? _____ If I'd stayed, if you'd tried_ if we could on -

be the man I used to know? _____ If I'd stayed, if you'd tried_ if we could on -

be the man I used to know? _____ If I'd stayed, if you'd tried_ if we could on -

Ab/C Db ⊕ bb7 Ebsu Eb Ab

- ly turn_ back time. But I guess we'll ne - ver know. _____

- ly turn_ back time. But we'll ne - ver know. _____

- ly turn_ back time. But we'll ne - ver know. _____

- ly turn_ back time. But we'll ne - ver know. _____

2. Strophe

Db Db9 Db Ab f Db Ab/Db

Ma-ny roads_ to take, some to joy, some to heart-ache, a-ny -

-one can lose_ their way. And if I said that we_ could turn_ it back, _____

right back to the start, would you take the chance_ and make_ the change? Well I

⊕ bb7 Ebsu Eb Ab Db Ebsu Eb Ab

But I guess we'll ne - ver know, _____ we'll ne - ver know. _____

MAKE YOU FEEL MY LOVE

Zang 1,2,3

Adele

Tekst en Muziek:
B. Dylan,
arr. Ab Sandbrink

D A/C# C G/B

Moderato (♩ = c. 68)

Zang 1

Zang 2

Zang 3

G m D E7 G/A D

5

Z. 1

Z. 2

Z. 3

D A/C# C G/B

9

Z. 1

Z. 2

Z. 3

When the rain is blo-wing in your face ___ And the whole world is on your ___ case

When the rain is blo-wing in your face ___ And the whole world is on your ___ case

When the rain is blo-wing in your face ___ And the whole world is on your ___ case

G m D E7 G/A D

13

Z. 1

Z. 2

Z. 3

I would of - fer you a warm em - brace ___ To make you feel my - love ___

I would of - fer you a warm em - brace ___ To make you feel my - love ___

I would of - fer you a warm em - brace ___ To make you feel my - love ___

MAKE YOU FEEL MY LOVE

17

D A/C# C G/B

Z.1
When ev' - ning sha-dows and the stars ap - pear ___ And there is no - onethere to dry your tears ___

Z.2
When ev' - ning sha-dows and the stars ap - pear ___ And there is no - onethere to dry your tears ___

Z.3
When ev' - ning sha-dows and the stars ap - pear ___ And there is no - onethere to dry your tears ___

21

G m D E7 G/A D

Z.1
I could hold you for a mil - lion years ___ To make you feel my ___ love ___

Z.2
I could hold you for a mil - lion years ___ To make you feel my love ___

Z.3
I could hold you for a mil - lion years ___ To make you feel my love ___

25

G D/A F#m B m D

Z.1
I know you ha - ven't made your mind up yet ___ But I would ne - ver do you wrong

Z.2
I know you ha - ven't made your mind up yet ___ But I would ne - ver do you wrong

Z.3
I know you ha - ven't made your mind up yet ___ But I would ne - ver do you wrong

29

G D E E7 A sus4

Z.1
I've known it from the mo - ment that we met ___ No doubt in my mind where you be - long.

Z.2
I've known it from the mo - ment that we met ___ No doubt in my mind where you be - long.

Z.3
I've known it from the mo - ment that we met ___ No doubt in my mind where you be - long.

MAKE YOU FEEL MY LOVE

Zang 1,2,3

33

D A/C# C G/B

Z.1 I'd go hung-ry, I'd go black and blue___ I'd go crawling down the a - ve - nue

Z.2 I'd go hung-ry, I'd go black and blue___ I'd go crawling down the a - ve - nue

Z.3 I'd go hung-ry, I'd go black and blue___ I'd go crawling down the a - ve - nue

37

G m D E7 G/A D

Z.1 No there's no - thing that I woul - dn't do___ To make yuo feel my love___

Z.2 No there's no - thing that I woul - dn't do___ To make yuo feel my love___

Z.3 No there's no - thing that I woul - dn't do___ To make yuo feel my love___

41

G D/A F#m B m D

Z.1 The storms are ra - ging on the rol - lin' sea___ And on the high-way of re - gret

Z.2 The storms are ra - ging on the rol - lin' sea___ And on the high-way of re - gret

Z.3 The storms are ra - ging on the rol - lin' sea___ And on the high-way of re - gret

45

G D E E7 A sus4

Z.1 The winds of change are blo - wing wild and free___ You ain't seen___ no - thing like me yet.

Z.2 The winds of change are blo - wing wild and free___ You ain't seen___ no - thing like me yet.

Z.3 The winds of change are blo - wing wild and free___ You ain't seen___ no - thing like me yet.

MAKE YOU FEEL MY LOVE

Zang 1,2,3

49

D A/C# C G/B

Z.1 I could make you hap - py, make your dreams come true. There is no-thing that I would not do

Z.2 I could make you hap - py, make your dreams come true. There is no - thing that I would not do

Z.3 I could make you hap - py, make your dreams come true. There is no - thing that I would not do

53

G m D E7 G/A

Z.1 Go to the ends of the earht for you. To make you feel my love.

Z.2 Go to the ends of the earht for you. To make you feel my love.

Z.3 Go to the ends of the earht for you. To make you feel my love.

56

D E7 G/A D

Z.1 To make you feel my love.

Z.2 To make you feel my love.

Z.3 To make you feel my love.

Treasure

Bruno Mars

Chords: $Bb7(sus4)$ $Abmaj7$ $Gm7$ $Fm7$

SOPRANO

ALTO

TENOR

BASS

gim-me your gim-me your gim-me your at - ten - tion ba
pret-ty girl pret-ty girl pret-ty girl you should be smi

3 $Gm7$ Cm

- by
ling

at - ten - tion ba - by
you should be smi-ling

I got - ta tell you a lit - tle some-thing a - bout your
A girl_ like you_ should_ ne - ver look so

2 5

B \flat A \flat maj7 Gm 7 Fm 7

your e won-der - full flaw - less oh you're a pret - ty ba -
 - vry thing I see

self
blue

7

Gm 7 Cm

pret - ty ba - by
 by
 in my dreams

self self self
 blue blue blue

9

B \flat A \flat maj7 Gm 7 Fm 7 Gm 7 Cm

oh wooh I know that you don't know it but you're fine so fine
 oh wooh I know that you don't know it but you're fine so fine
 else else oh wooh
 else true oh wooh

13

Bb Abmaj7 Gm7 Fm7

Bb7(sus4)

oh wooh_____

oh wooh_____

fine so fine oh wooh_____ oh girl i'm gon-na show you when you're mine oh mine

fine so fine oh wooh_____ oh girl I'm gon-na show you when you're mine oh mine

17



Abmaj7 Gm7 Fm7

Gm7

Cm

mine oh mine Treasure that is what you are_____ honey

mine oh mine Treasure that is what you are_____ honey

Treasure that is what you are_____ honey

Treasure that is what you are_____ honey

21

Bb Abmaj7

Gm7 Fm7

Gm7

Cm

you're my gol - den star I know you can make_____ my wish come true_____ if you

you're my gol - den star I know you can make_____ my wish come true_____ if you

you're my gol - den star I know you can make_____ my wish come true_____ if you

you're my gold - den star I know you can make_____ my wish come true_____ if you

25 B \flat A \flat maj7 Gm 7 Fm 7 B 7 (sus4) Fine

let me trea-sure you if you let me trea-sure oh oh ooh__

let me trea-sure you if you let me trea-sure oh oh ooh__

let me trea-sure you if you let me trea-sure oh oh oh__

let me trea-sure you if you let me trea-sure oh oh ooh__

30 A \flat maj7 Gm 7 Fm 7 Gm 7 Cm

you are my trea-sure you are my trea-sure you are my trea-sure yeah

you are my trea-sure you are my trea-sure you are my trea-sure

you are my trea-sure you are my trea-sure you are my trea-sure

you are my trea-sure you are my trea-sure you are my trea-sure

33 E \flat /B \flat A \flat maj7 Gm 7 Fm 7

you you you you are you are my trea-sure you are my trea-sure

you you you you are you are my trea-sure you are my trea-sure

you are my trea-sure you are my trea-sure

you are my trea-sure you are my trea-sure

you are my trea-sure you are my trea-sure

36

Gm⁷

D.S al fine 5
B^b7(sus4)

you are my trea - sure yeah you you you

you are my trea - sure you you you

you are my trea - sure you you you

you are my trea - sure you you you

Detailed description: This is a musical score for four voices, likely SATB. It consists of four staves, each with a treble clef and a key signature of two flats (B-flat major or D-flat minor). The music is in 4/4 time. The lyrics are 'you are my treasure yeah you you you'. The first staff includes the word 'yeah' in the second measure. The second and third staves do not have the word 'yeah'. The fourth staff also does not have 'yeah'. The music features a mix of quarter, eighth, and dotted quarter notes, with rests. The piece concludes with a double bar line and repeat dots.